

NAME _____

SEGMENTING
& BLENDINGLevel B
Week 1

Day 1



Put a finger on the dot. Say the beginning sound. Next, smoothly blend the sounds (aaaaannnn not aaa-nnn). Last, read the word.

Days 2 & 3



Put a finger on the dot. Read the words from left-to-right. Circle words read correctly. Complete the practice activity.

Day 4

get the map

Read each phrase or sentence. The goal is for the reading to sound smooth and connected instead of choppy.

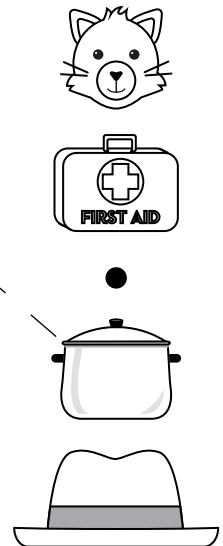
DAY
1

Ask your child to place a finger on the dot under the letter as the letter sound is said. Next, have your child smoothly blend the word family. Then, have your child read the whole word. Last, have your child match the words and pictures.

s .	iiittt →	sit .
a .	aaattt →	at .
l .	ooottt →	lot .
m .	aaattt →	mat .
f .	iiittt →	fit .

Draw lines to match the words and pictures.

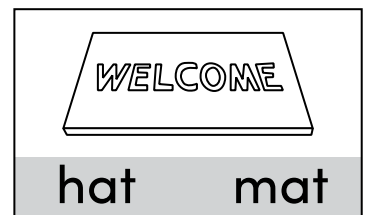

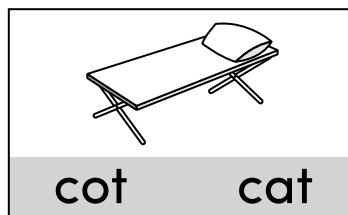
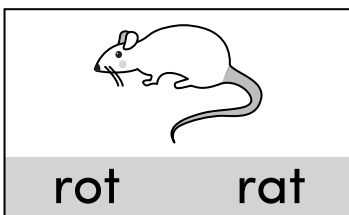
pot
kit
cat
hat
dot

DAY
2

Ask your child to place a finger on the dot under each word as the word is read. Always move from left to right. Circle all the words your child reads correctly. Then do the activity for the day. Circle the word that correctly matches the picture.

not . bit . vat . rot . got . cat . hit .

Circle the word that matches the picture.



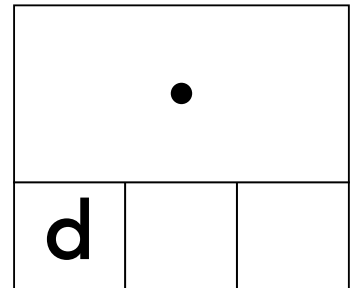

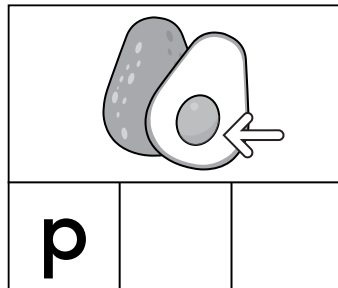
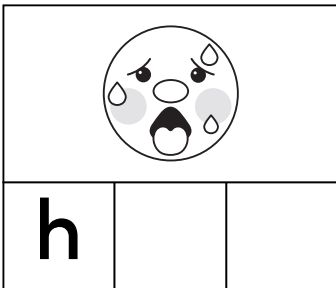
DAY
3

Ask your child to place a finger on the dot under each word as the word is read. Always move from left to right. Circle all the words your child reads correctly. Then do the activity for the day. Write the missing letters to complete each word.

pit cot not sat it lot cat

rot at sit pat got fit wit

Write the missing letters.



PICTURE KEY: hot, pit, bat, dot

DAY
4

Have your child read each phrase or sentence. The goal is for your child's reading to sound smooth and connected like talking. Try to eliminate choppy, word-by-word reading. "The hat fit," not "The...hat...fit." Then do the activity for the day.

the rat bit

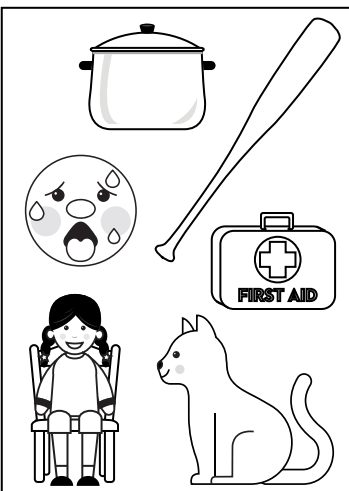
I got it.

The hat fit.

Sit here.

a cat is

not a lot



Write the name of each picture under the correct word family.

-at

-it

-ot

PICTURE KEY: pot, bat, hot, kit, sit, cat

Segmenting & Blending Fluency Level B • Week 1