

FLUENCY HOMEWORK

READING

FLUENCY HOMEWORK

Level C Set 2

Weekly Fluency Passages &
Daily Sight Word Practice







Second Story Window

4 Passages in this Set:



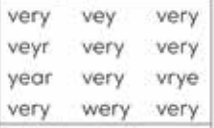
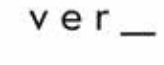


- In the Sky (fiction)
- My Busy Day (fiction)
- Summer Cool Down (fiction)
- Very Heavy (fiction)

Includes:

- sight word activities
- parent tips

NAME _____		READING FLUENCY DRA 4 C8 LEVEL C - SET 2	
Very Heavy			
What is heavy?			
A truck is heavy.			
What is very heavy?			
A dinosaur is very heavy.			
What is very, very heavy?			
A dinosaur in a truck, of course!			
day 1 Color a box each time you read the text.	day 2 Color a box each time you read the text.	day 3 Color a box each time you read the text.	day 4 Color a box each time you read the text.
<input type="checkbox"/> <input type="checkbox"/> <input type="checkbox"/> <input type="checkbox"/>	<input type="checkbox"/> <input type="checkbox"/> <input type="checkbox"/> <input type="checkbox"/>	<input type="checkbox"/> <input type="checkbox"/> <input type="checkbox"/> <input type="checkbox"/>	<input type="checkbox"/> <input type="checkbox"/> <input type="checkbox"/> <input type="checkbox"/>
I read it _____ times!	I read it _____ times!	I read it _____ times!	I read it _____ times!

original passages

 PARENT TIPS To make sense of a text, readers have to bring together two sources of information at the same time: the words (letters, sounds) and the meaning. We call this cross-checking. If your child makes an error, wait. If he or she doesn't notice by the end of the sentence, repeat what was read and ask, "Does that make sense?" Then help your child figure out the word using pictures, saying the sounds, or with another strategy.	
Day 1: Read the story. Then trace and write the word very .	Day 2: Read the story. Then circle each word that says very .
	
Circle the number of syllables in very .	Circle the letters in the word very .
1 2 3	ABCDEFGHIJKLM NOPQRSTUVWXYZ
Day 3: Read the story. Then fill in the letters to make each word spell very .	Day 4: Read the story. Then draw lines to match the word parts that spell very .
	
Color the vowels in very (a e i o u y).	Circle very in the sentence.
	I am very well.

sight word activities

included in the 1st Grade Fluency Bundle

Second Story Window