

FLUENCY HOMEWORK

READING

FLUENCY HOMEWORK

Level A Set 2

Weekly Fluency Passages &
Daily Sight Word Practice

Second Story Window

4 Passages in this Set:

- Dinnertime (fiction)
- How to Make an Apple Pie (fiction)
- Big (fiction)
- All About Me (fiction)


Includes:


- sight word activities
- parent tips


NAME _____


READING FLUENCY DR1
A6 LEXIA BR
LEVEL A - SET 2


How to Make an Apple Pie


Here is the tree. 

Here is the blossom. 

Here is the apple. 

Here is the basket. 


Here is the pie. 

Here is the plate. 

day 1	day 2	day 3	day 4
Color above each time you read the text.	Color above each time you read the text.	Color above each time you read the text.	Color above each time you read the text.
<input type="checkbox"/> <input type="checkbox"/> <input type="checkbox"/> <input type="checkbox"/> <input type="checkbox"/>	<input type="checkbox"/> <input type="checkbox"/> <input type="checkbox"/> <input type="checkbox"/> <input type="checkbox"/>	<input type="checkbox"/> <input type="checkbox"/> <input type="checkbox"/> <input type="checkbox"/> <input type="checkbox"/>	<input type="checkbox"/> <input type="checkbox"/> <input type="checkbox"/> <input type="checkbox"/> <input type="checkbox"/>
I read it _____ times!	I read it _____ times!	I read it _____ times!	I read it _____ times!

© Second Story Window

original passages

 Ask your child questions during reading time. Expecting your child to answer a few questions about a text will help you gauge the level of understanding. This text of *How to Make an Apple Pie* is a great passage to practice inference. Ask what the empty plate has to do with this story of the pie. Is your child able to surmise that the empty plate and crumbs mean the pie has been eaten? The ability to infer is vital to understanding most texts.

PARENT TIPS

Day 1: Read the story. Then trace and write the word **here**.

Day 2: Read the story. Then circle each word that says **here**.

Day 3: Read the story. Then fill in the letters to make each word spell **here**.

Day 4: Read the story. Then draw lines to match the word parts that spell **here**.

Circle the number of syllables in **here**.

Circle the letters in the word **here**.

Color the vowels in **here**. (a e i o o y)

Circle **here** in the sentence.

Is she here?

© Second Story Window

sight word activities

included in the 1st Grade Fluency Bundle

Second Story Window