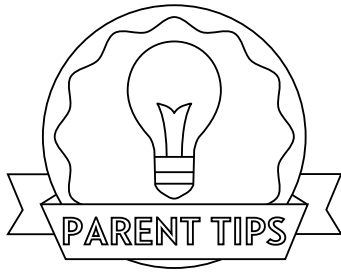


NAME

LETTER NAME  
FLUENCY

Level D  
Kindergarten - Week 1



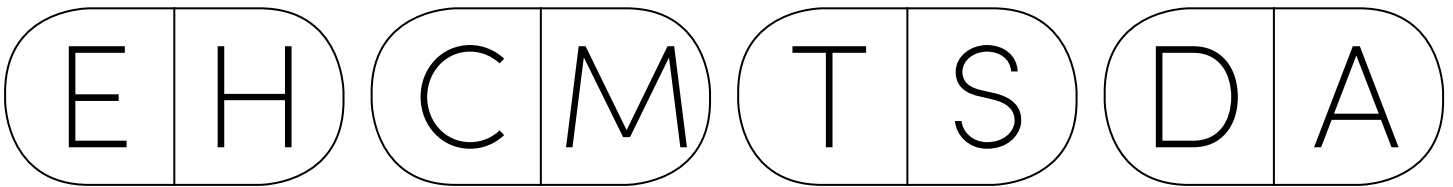
Have your student practice saying letter names each day. Because our newest readers are still developing their understanding of the way text works, there are dots under the letters. Ask your reader to put a finger on each dot as the letter name above is said. Make sure your child is always going from left to right. Developing these habits now will make learning to read an easier process.

DAY  
1

Ask your child to place a finger on the dot under the letter as the letter name is said. Always move from left to right. Circle all letters said correctly. Then finish the activity for the day. In each set, circle the letter that comes first in the alphabet.

D j R F r Z d q i o m y Q

A B C D E F G H I J K L M N O P Q R S T U V W X Y Z



DAY  
2

Ask your child to place a finger on the dot under the letter as the letter name is said. Circle all letters said correctly. Then finish the day's activity. Look at the first letter in each row. Circle all of the matching letters.

b z O V X H B S I a A G c

E F E E H E N E

a a c o e a a a


U V U W U U N V

DAY  
3

Ask your child to place a finger on the dot under the letter as the letter name is said. Move from left to right. Circle all letters said correctly. Then do the day's activity. Write the missing letters.

N K e l U f Y T C x v W p  
• • • • • • • • • • • • •

a b c d e f g h i j k l m n o p q r s t u v w x y z

a	b	c	d			g	h	
j	k		m	n	o	p	q	r
s	t	u	v	w	x	y		

DAY  
4

Ask your child to place a finger on the dot under the letter as the letter name is said. Move from left to right. Circle all letters said correctly. Then do the activity for the day.

P n t E L u k s h g M w J  
• • • • • • • • • • • • •

Circle capital letters. Check ✓ lowercase letters.

a	M	R	j	Q
c	b	l	U	



## >> Terms of Use <<

The original purchaser of this document is hereby granted permission to reproduce this document specifically for teaching purposes in a single classroom. If you are NOT the original purchaser, please download the item from my store on Teachers Pay Teachers before making any copies. Redistributing, editing, selling, or posting this item or any part thereof on the Internet is strictly prohibited without first gaining permission from the author. Violations are subject to the penalties of the Digital Millennium Copyright Act.

Please contact us if you wish to be granted special permission or if you have a question about the usage of this product.

## >> Which Means? <<

You **CANNOT** copy this resource for others...  
but you **CAN** tell them all about it!

You **CANNOT** put a copy of this resource online...  
but you **CAN** link to the item in our store!

You **CANNOT** change or sell this resource...because, well, c'mon! It took a long time and a lot of effort for us to make it!

# THANK YOU

## FOR YOUR DOWNLOAD!



SHOP

Hello there! We are a set of sisters who are the brains behind the 'Second Story Window' brand. We are both former 2nd grade teachers and current preschool teachers with a combined 17 years experience in the classroom. We love to make life just a little easier for teachers by designing curriculum that is both rigorous and easy-to-use!

*Emily & Heidi*

TRANSFORM YOUR

# Word Work INTO Word Play

- A COMPREHENSIVE PHONICS CURRICULUM -

*Ready to take your word work to the next level?*

CLICK THE BUTTON BELOW TO TRY OUT OUR PHONICS CURRICULUM... COMPLETELY FREE!

I WANT WORD PLAY!

